

Scaled data based on original data using  
LM-79-08 Approved Method: Electrical and Photometric Measurements of Solid-  
State Lighting Products

Test Report Prepared for  
Cooper Lighting Solutions  
(formerly Eaton)

Brand: McGRAW-EDISON

Report Number: P271801

Luminaire Tested: **ISW-AF-1200-LED-E1-RW-7027**

Issue Date: 3/3/2020

**Test Information**

Test Method: LM-79-08  
Report Number: P271801  
TEST IS SCALED FROM IESNA LM-79-08 TEST DATA (P29767)  
Test Lab: INNOVATION CENTER-P2  
Issue Date: 3/3/2020  
Manufacturer: COOPER LIGHTING SOLUTIONS (FORMERLY EATON)  
Product Line: MCGRAW-EDISON  
Catalog Number: ISW-AF-1200-LED-E1-RW-7027  
Description: IMPACT ELITE LED WEDGE LUMINAIRE  
LIGHT SQUARE WITH ACCULED OPTICS-RECTANGULAR WIDE TYPE I  
Light Source: (16) 2700K CCT, 70 CRI LEDs  
Ballast/Driver: ELECTRONIC DRIVER

**Summary**

Lumens per Lamp: N/A  
Luminaire Lumens: 5906.1 lumens  
Efficiency: N/A  
Efficacy: 89.5 lumens/watt  
Luminous Opening: Rectangular (W 0.5' x L: 0.5' x H: 0')  
IES Classification: Type II - Medium - Cutoff  
BUG Rating: B2 - U1 - G2

Input Watts (W): 66  
Input Voltage (V): 120  
Input Current (Ain): NR  
Voltage Rise (V): NR  
Power Factor: NR  
Total Harmonic Distortion (THDi): NR  
Frequency (hertz): 60  
Stabilization Time: NR  
Operation Time: NR  
Ambient Temperature (°C): NR  
Test Distance: 25 FT

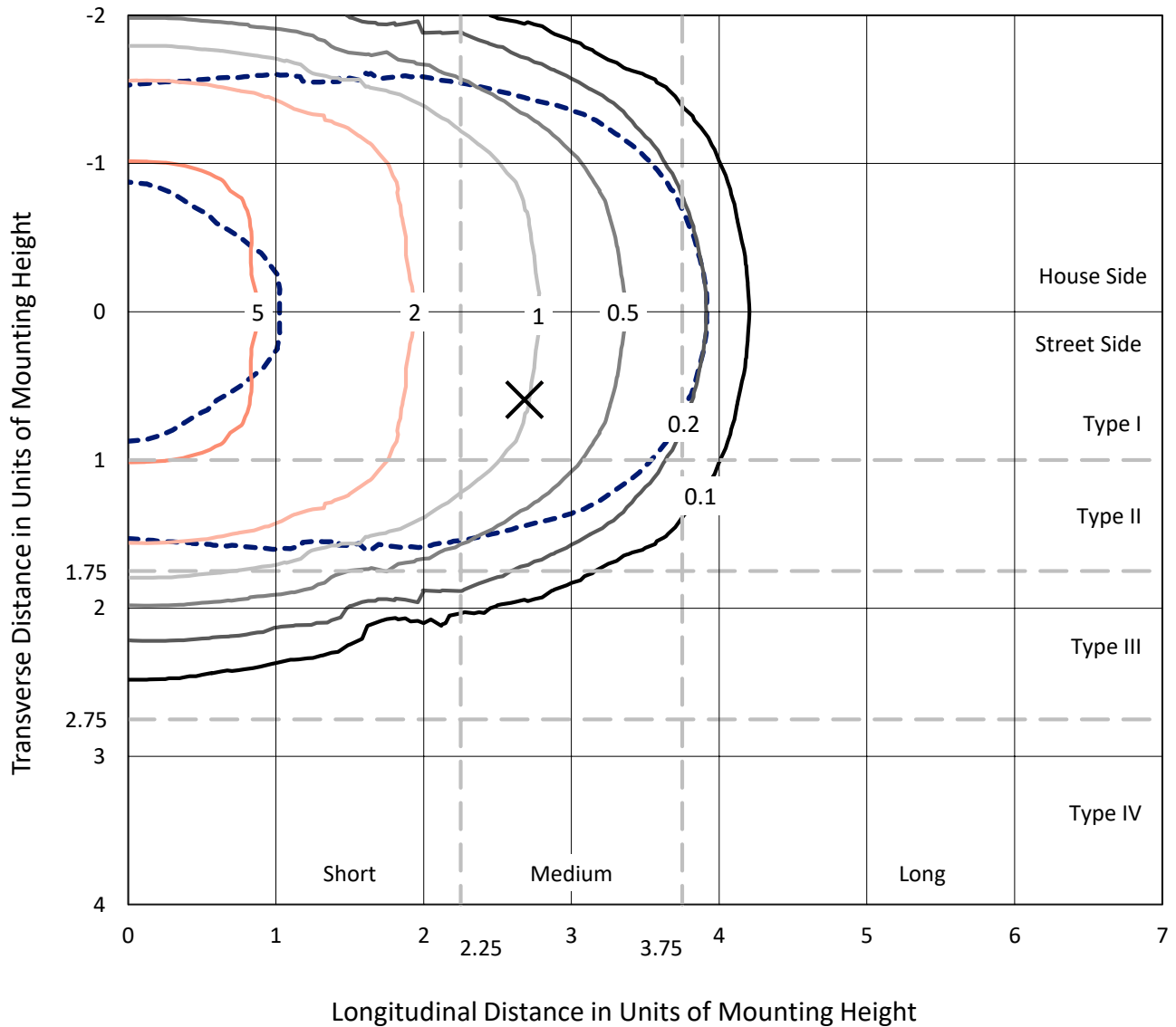


REPORT NUMBER: P271801

CATALOG NUMBER: ISW-AF-1200-LED-E1-RW-7027

### Iso-Footcandle Lines of Horizontal Illumination

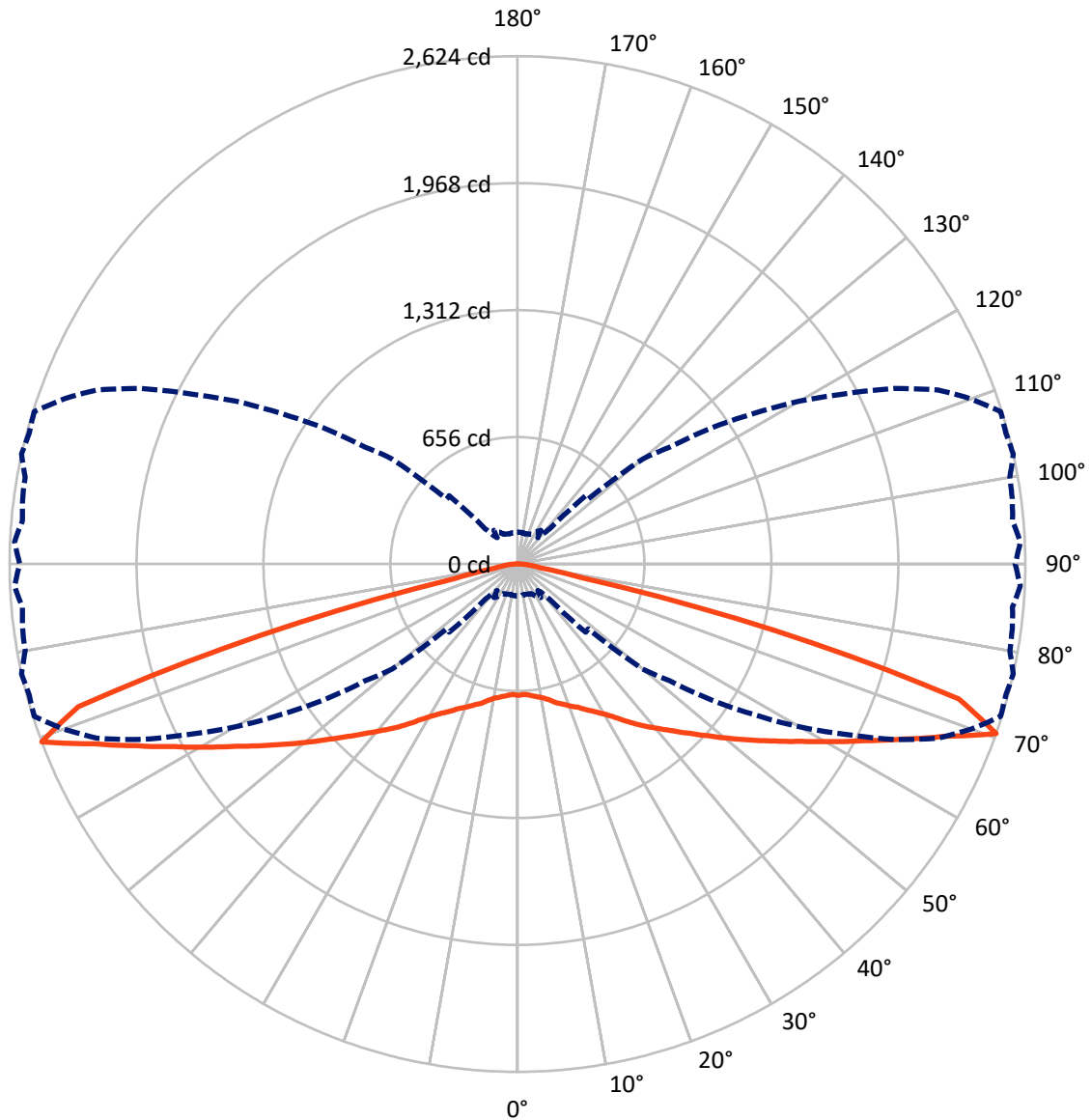
× Max cd  
 - - - 1/2 Max cd



Based on 10 foot mounting height. Maximum calculated value = 7 fc  
 Type II - Medium - Cutoff

REPORT NUMBER: P271801  
CATALOG NUMBER: ISW-AF-1200-LED-E1-RW-7027

### Luminous Intensity Polar Plot



— Vertical Plane Through 77.5-Deg Lateral    - - - Horizontal Cone Through 70-Deg Vertical

REPORT NUMBER: P271801

CATALOG NUMBER: ISW-AF-1200-LED-E1-RW-7027

**FLUX DISTRIBUTION:**

		Downward	Upward	Total
<b>House Side</b>	Lumens	2952.6	0.5	2953.1
	% Fixture	50.0	0.0	50.0
<b>Street Side</b>	Lumens	2952.6	0.5	2953.1
	% Fixture	50.0	0.0	50.0
<b>Total</b>	Lumens	5905.2	0.9	5906.1
	% Fixture	100.0	0.0	100.0

**Coefficient of Utilization**

**ZONAL LUMENS:**

Zone	Lumens	% Fixture
0°-10°	65.6	1.1
10°-20°	205.1	3.5
20°-30°	384.9	6.5
30°-40°	672.7	11.4
40°-50°	1096.5	18.6
50°-60°	1500.5	25.4
60°-70°	1380.3	23.4
70°-80°	539.6	9.1
80°-90°	60.1	1.0
90°-100°	0.9	0.0
100°-110°	0.0	0.0
110°-120°	0.0	0.0
120°-130°	0.0	0.0
130°-140°	0.0	0.0
140°-150°	0.0	0.0
150°-160°	0.0	0.0
160°-170°	0.0	0.0
170°-180°	0.0	0.0
0°-90°	5905.2	100.0
0°-180°	5906.1	100.0



REPORT NUMBER: P271801

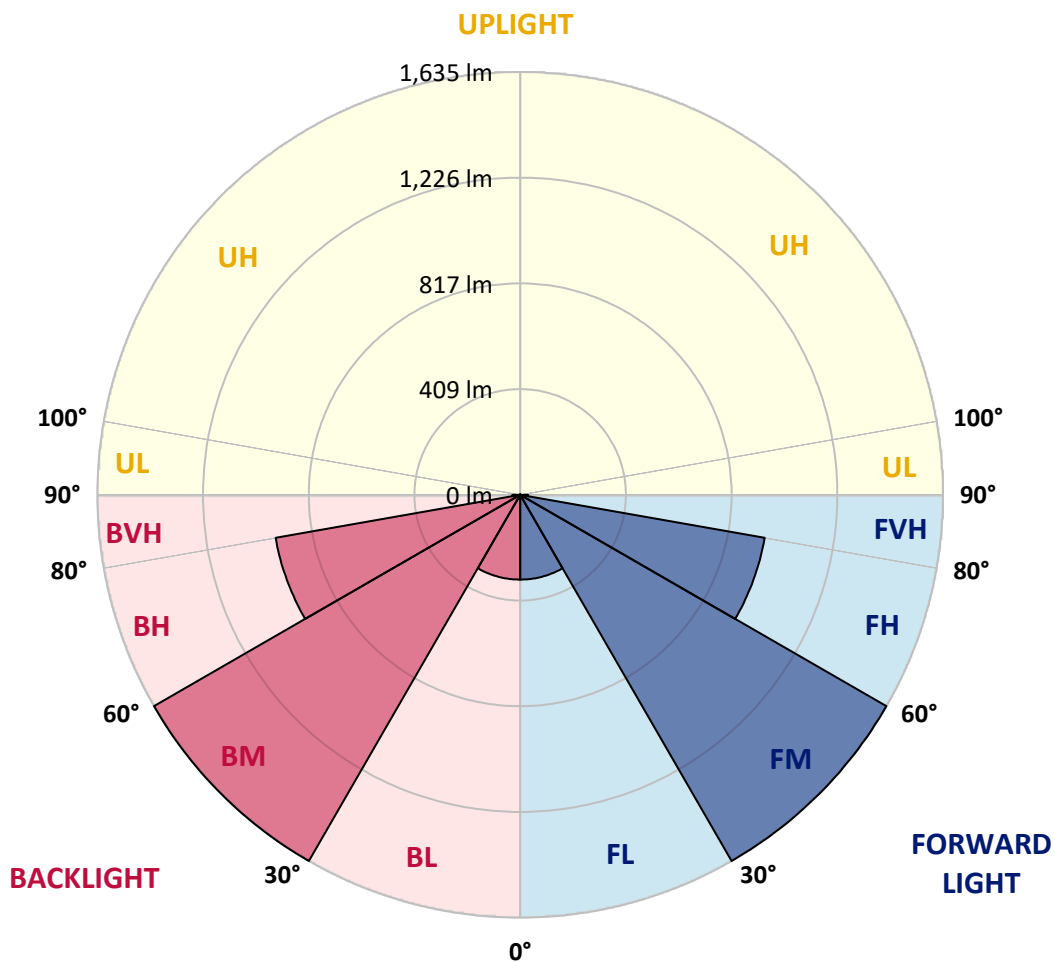
CATALOG NUMBER: ISW-AF-1200-LED-E1-RW-7027

**LUMINAIRE CLASSIFICATION SYSTEM LUMEN TABLE AND BUG RATING:**

Zone		Lumens	% Fixture	Zone Rating/Lumen Limit		
				B	U	G
FL	(0°-30°)	327.8	5.5			
FM	(30°-60°)	1634.9	27.7			
FH	(60°-80°)	960.0	16.3			G1/1800
FVH	(80°-90°)	30.0	0.5			G1/100
BL	(0°-30°)	327.8	5.5	B1/500		
BM	(30°-60°)	1634.9	27.7	B2/2500		
BH	(60°-80°)	960.0	16.3	B2/1000		G2/1000
BVH	(80°-90°)	30.0	0.5			G1/100
UL	(90°-100°)	0.9	0.0		U1/10	
UH	(100°-180°)	0.5	0.0		U1/10	

**BUG Rating: B2-U1-G2**

Type II Medium





REPORT NUMBER: P271801

CATALOG NUMBER: ISW-AF-1200-LED-E1-RW-7027

**CANDELA DISTRIBUTION (FULL):**

	0°	5°	15°	25°	35°	37.5°	40°	42.5°	45°	47.5°	50°
0°	678.5	678.5	678.5	678.5	678.5	678.5	678.5	678.5	678.5	678.5	678.5
2.5°	675.9	675.0	675.0	675.9	677.6	678.5	676.7	677.6	677.6	676.7	679.4
5°	677.6	676.7	677.6	679.4	681.9	684.6	683.7	683.7	684.6	682.8	687.1
7.5°	675.9	675.0	676.7	681.1	687.1	690.7	690.7	690.7	692.3	691.4	696.7
10°	668.0	667.2	671.6	679.4	690.7	693.2	695.8	696.7	701.9	701.9	707.1
12.5°	661.2	662.1	668.0	680.2	698.4	699.3	702.8	706.2	713.3	709.8	719.4
15°	663.7	665.5	673.3	688.0	712.4	711.5	714.2	717.6	728.9	721.0	736.7
17.5°	676.7	679.4	688.0	705.3	730.6	726.2	729.7	734.9	749.6	740.1	758.3
20°	697.5	701.0	710.6	729.7	753.2	748.8	752.3	758.3	775.8	766.3	784.5
22.5°	725.4	728.9	739.2	761.0	786.2	781.0	784.5	789.7	808.7	794.0	816.6
25°	762.8	766.3	777.6	800.1	828.8	822.7	824.5	827.9	847.9	830.6	852.2
27.5°	814.9	818.4	827.9	849.5	877.5	872.2	873.9	877.5	898.2	880.9	900.0
30°	880.9	884.3	893.1	914.7	938.2	932.1	934.8	937.3	956.4	939.1	954.7
32.5°	959.1	958.2	971.2	993.9	1014.6	1003.4	1003.4	1003.4	1021.6	1004.2	1016.4
35°	1051.2	1051.2	1064.2	1085.9	1105.1	1092.0	1085.9	1082.4	1102.4	1080.8	1089.4
37.5°	1152.0	1147.6	1167.5	1187.5	1205.7	1189.3	1184.1	1179.7	1194.5	1170.1	1174.5
40°	1258.7	1255.3	1277.0	1299.6	1311.7	1290.1	1285.7	1280.4	1296.2	1272.7	1271.8
42.5°	1356.1	1353.5	1381.2	1407.4	1422.1	1394.3	1388.2	1383.0	1400.4	1376.9	1371.7
45°	1438.5	1437.7	1469.9	1505.5	1531.5	1502.0	1497.7	1489.0	1506.4	1477.7	1475.1
47.5°	1502.9	1499.5	1538.4	1590.6	1632.3	1601.9	1601.0	1595.0	1613.2	1581.9	1578.4
50°	1546.3	1548.9	1591.4	1652.3	1720.1	1691.4	1694.0	1691.4	1718.3	1687.1	1691.4
52.5°	1554.2	1559.4	1614.1	1694.0	1788.6	1753.9	1774.0	1781.8	1815.7	1788.6	1797.4
55°	1461.1	1475.9	1559.4	1698.3	1831.3	1809.5	1834.7	1857.3	1905.0	1882.5	1898.2
57.5°	1253.6	1283.9	1380.3	1581.9	1826.1	1838.2	1889.5	1924.2	1982.4	1962.4	1998.9
60°	968.6	989.4	1096.3	1331.7	1659.3	1675.8	1768.8	1879.1	2012.8	2040.6	2097.9
62.5°	634.1	646.3	750.5	989.4	1371.7	1376.9	1492.4	1635.8	1867.8	1928.5	2089.3
65°	314.5	330.9	386.6	569.9	960.7	953.8	1080.8	1248.4	1548.9	1615.8	1877.3
67.5°	196.3	199.0	210.2	264.1	481.2	427.4	531.7	707.1	1071.0	1131.1	1462.9
70°	165.1	164.2	161.5	169.4	212.0	172.0	190.2	248.4	498.6	496.0	843.5
72.5°	152.0	149.4	142.5	141.7	147.7	135.6	137.2	140.8	199.9	167.6	324.8
75°	139.9	134.7	125.9	123.3	123.3	113.7	113.7	114.6	129.4	121.6	147.7
77.5°	125.1	119.0	110.3	106.9	103.3	93.0	92.1	93.0	104.2	97.3	110.3
80°	107.8	101.7	95.6	90.4	85.1	75.5	72.9	72.9	82.6	75.5	86.0
82.5°	93.9	86.0	84.4	75.5	67.7	59.1	56.4	52.1	60.8	53.0	64.3
85°	69.5	63.4	79.9	66.9	53.9	47.8	38.2	32.1	38.2	31.4	40.9
87.5°	40.0	37.4	70.3	53.0	47.8	51.2	31.4	22.5	21.6	19.1	22.5
90°	7.8	8.7	11.3	7.8	10.4	5.2	2.7	2.7	5.2	3.4	6.1
92.5°	0.0	0.0	0.0	0.0	0.0	0.0	0.0	0.0	0.0	0.0	0.0
95°	0.0	0.0	0.0	0.0	0.0	0.0	0.0	0.0	0.0	0.0	0.0
97.5°	0.0	0.0	0.0	0.0	0.0	0.0	0.0	0.0	0.0	0.0	0.0
100°	0.0	0.0	0.0	0.0	0.0	0.0	0.0	0.0	0.0	0.0	0.0
102.5°	0.0	0.0	0.0	0.0	0.0	0.0	0.0	0.0	0.0	0.0	0.0
105°	0.0	0.0	0.0	0.0	0.0	0.0	0.0	0.0	0.0	0.0	0.0
107.5°	0.0	0.0	0.0	0.0	0.0	0.0	0.0	0.0	0.0	0.0	0.0
110°	0.0	0.0	0.0	0.0	0.0	0.0	0.0	0.0	0.0	0.0	0.0



REPORT NUMBER: P271801

CATALOG NUMBER: ISW-AF-1200-LED-E1-RW-7027

**CANDELA DISTRIBUTION (continued):**

	0°	5°	15°	25°	35°	37.5°	40°	42.5°	45°	47.5°	50°
112.5°	0.0	0.0	0.0	0.0	0.0	0.0	0.0	0.0	0.0	0.0	0.0
115°	0.0	0.0	0.0	0.0	0.0	0.0	0.0	0.0	0.0	0.0	0.0
117.5°	0.0	0.0	0.0	0.0	0.0	0.0	0.0	0.0	0.0	0.0	0.0
120°	0.0	0.0	0.0	0.0	0.0	0.0	0.0	0.0	0.0	0.0	0.0
122.5°	0.0	0.0	0.0	0.0	0.0	0.0	0.0	0.0	0.0	0.0	0.0
125°	0.0	0.0	0.0	0.0	0.0	0.0	0.0	0.0	0.0	0.0	0.0
127.5°	0.0	0.0	0.0	0.0	0.0	0.0	0.0	0.0	0.0	0.0	0.0
130°	0.0	0.0	0.0	0.0	0.0	0.0	0.0	0.0	0.0	0.0	0.0
132.5°	0.0	0.0	0.0	0.0	0.0	0.0	0.0	0.0	0.0	0.0	0.0
135°	0.0	0.0	0.0	0.0	0.0	0.0	0.0	0.0	0.0	0.0	0.0
137.5°	0.0	0.0	0.0	0.0	0.0	0.0	0.0	0.0	0.0	0.0	0.0
140°	0.0	0.0	0.0	0.0	0.0	0.0	0.0	0.0	0.0	0.0	0.0
142.5°	0.0	0.0	0.0	0.0	0.0	0.0	0.0	0.0	0.0	0.0	0.0
145°	0.0	0.0	0.0	0.0	0.0	0.0	0.0	0.0	0.0	0.0	0.0
147.5°	0.0	0.0	0.0	0.0	0.0	0.0	0.0	0.0	0.0	0.0	0.0
150°	0.0	0.0	0.0	0.0	0.0	0.0	0.0	0.0	0.0	0.0	0.0
152.5°	0.0	0.0	0.0	0.0	0.0	0.0	0.0	0.0	0.0	0.0	0.0
155°	0.0	0.0	0.0	0.0	0.0	0.0	0.0	0.0	0.0	0.0	0.0
157.5°	0.0	0.0	0.0	0.0	0.0	0.0	0.0	0.0	0.0	0.0	0.0
160°	0.0	0.0	0.0	0.0	0.0	0.0	0.0	0.0	0.0	0.0	0.0
162.5°	0.0	0.0	0.0	0.0	0.0	0.0	0.0	0.0	0.0	0.0	0.0
165°	0.0	0.0	0.0	0.0	0.0	0.0	0.0	0.0	0.0	0.0	0.0
167.5°	0.0	0.0	0.0	0.0	0.0	0.0	0.0	0.0	0.0	0.0	0.0
170°	0.0	0.0	0.0	0.0	0.0	0.0	0.0	0.0	0.0	0.0	0.0
172.5°	0.0	0.0	0.0	0.0	0.0	0.0	0.0	0.0	0.0	0.0	0.0
175°	0.0	0.0	0.0	0.0	0.0	0.0	0.0	0.0	0.0	0.0	0.0
177.5°	0.0	0.0	0.0	0.0	0.0	0.0	0.0	0.0	0.0	0.0	0.0
180°	0.0	0.0	0.0	0.0	0.0	0.0	0.0	0.0	0.0	0.0	0.0





REPORT NUMBER: P271801

CATALOG NUMBER: ISW-AF-1200-LED-E1-RW-7027

**CANDELA DISTRIBUTION (continued):**

	52.5°	55°	57.5°	60°	62.5°	65°	67.5°	70°	72.5°	75°	77.5°
0°	678.5	678.5	678.5	678.5	678.5	678.5	678.5	678.5	678.5	678.5	678.5
2.5°	676.7	679.4	675.9	679.4	673.3	678.5	674.1	679.4	675.0	679.4	674.1
5°	681.1	688.0	680.2	689.8	678.5	689.8	680.2	690.7	681.9	690.7	681.1
7.5°	688.0	700.2	689.8	701.9	688.0	703.6	690.7	705.3	692.3	706.2	691.4
10°	696.7	712.4	698.4	714.2	697.5	715.8	699.3	718.5	701.0	720.2	701.9
12.5°	704.5	724.6	708.9	729.7	711.5	733.2	714.2	738.4	717.6	742.8	719.4
15°	719.4	745.3	725.4	750.5	729.7	754.9	734.1	761.9	738.4	767.1	742.8
17.5°	738.4	767.1	746.2	771.5	748.8	776.7	754.0	781.9	758.3	787.9	761.0
20°	764.5	793.1	771.5	795.8	774.0	799.2	776.7	801.8	781.9	807.0	783.6
22.5°	794.0	820.9	797.4	821.8	797.4	820.9	799.2	821.8	801.8	825.4	804.4
25°	829.7	854.7	831.3	852.2	827.9	848.7	827.9	848.7	830.6	850.4	834.9
27.5°	879.1	898.2	873.9	892.2	866.1	884.3	862.6	880.9	863.5	880.9	865.2
30°	934.8	952.1	924.4	939.1	910.4	924.4	900.9	916.5	898.2	914.7	902.5
32.5°	995.5	1009.4	981.7	993.9	964.3	976.5	951.2	961.6	946.0	956.4	948.6
35°	1063.3	1077.2	1048.5	1059.8	1030.3	1040.8	1015.5	1020.7	1005.1	1012.0	1005.1
37.5°	1144.1	1156.3	1123.2	1133.8	1101.5	1114.5	1084.2	1089.4	1070.3	1074.6	1060.7
40°	1230.9	1244.1	1204.9	1215.4	1175.3	1190.2	1156.3	1159.7	1133.8	1138.1	1116.3
42.5°	1324.8	1336.9	1288.3	1297.1	1250.1	1265.7	1225.7	1232.7	1201.4	1205.7	1177.9
45°	1428.1	1435.1	1381.2	1387.3	1330.9	1346.5	1296.2	1309.2	1271.8	1280.4	1248.4
47.5°	1524.6	1538.4	1479.4	1484.6	1423.8	1433.3	1375.1	1392.6	1352.6	1365.6	1326.5
50°	1634.9	1645.3	1588.9	1589.7	1530.7	1534.1	1469.0	1486.3	1442.9	1456.8	1415.1
52.5°	1747.8	1754.7	1694.0	1700.1	1641.8	1647.9	1582.8	1589.7	1539.3	1551.6	1510.7
55°	1857.3	1859.0	1808.6	1806.9	1752.2	1763.6	1691.4	1707.0	1647.1	1660.1	1614.1
57.5°	1966.7	1972.9	1926.0	1927.7	1873.0	1880.8	1815.7	1827.0	1770.4	1786.1	1728.8
60°	2082.3	2101.5	2055.4	2061.5	2009.3	2025.0	1945.9	1960.7	1898.9	1924.2	1862.5
62.5°	2156.1	2227.3	2218.7	2228.2	2178.7	2186.6	2104.9	2128.4	2054.5	2072.7	2009.3
65°	2015.3	2190.1	2278.6	2375.9	2378.5	2403.8	2324.6	2333.3	2259.6	2255.1	2180.5
67.5°	1642.7	1858.1	2007.6	2207.5	2347.3	2481.8	2530.5	2542.7	2502.8	2460.2	2375.9
70°	991.2	1226.6	1446.5	1681.9	1902.5	2144.8	2350.8	2493.2	2617.4	2611.4	2623.5
72.5°	391.8	587.2	734.1	954.7	1173.6	1442.0	1669.7	1870.3	2084.1	2215.2	2385.4
75°	154.6	204.2	238.9	362.3	466.5	666.4	867.0	975.6	1143.3	1257.9	1376.0
77.5°	111.2	121.6	123.3	143.3	151.2	209.3	245.0	282.3	317.9	340.5	336.1
80°	86.0	93.0	93.0	101.7	100.8	112.1	109.4	119.8	119.0	127.6	121.6
82.5°	64.3	68.6	68.6	75.5	75.5	82.6	80.8	87.8	85.1	91.2	85.1
85°	41.7	46.0	46.0	49.6	47.8	54.8	53.9	59.1	56.4	59.1	54.8
87.5°	23.4	26.1	26.9	29.6	26.9	32.1	31.4	33.9	31.4	33.9	32.1
90°	3.4	5.2	3.4	5.2	2.7	7.8	4.3	8.7	2.7	10.4	4.3
92.5°	0.0	0.0	0.0	0.0	0.0	0.0	0.0	0.0	0.0	0.0	0.0
95°	0.0	0.0	0.0	0.0	0.0	0.0	0.0	0.0	0.0	0.0	0.0
97.5°	0.0	0.0	0.0	0.0	0.0	0.0	0.0	0.0	0.0	0.0	0.0
100°	0.0	0.0	0.0	0.0	0.0	0.0	0.0	0.0	0.0	0.0	0.0
102.5°	0.0	0.0	0.0	0.0	0.0	0.0	0.0	0.0	0.0	0.0	0.0
105°	0.0	0.0	0.0	0.0	0.0	0.0	0.0	0.0	0.0	0.0	0.0
107.5°	0.0	0.0	0.0	0.0	0.0	0.0	0.0	0.0	0.0	0.0	0.0
110°	0.0	0.0	0.0	0.0	0.0	0.0	0.0	0.0	0.0	0.0	0.0



REPORT NUMBER: P271801

CATALOG NUMBER: ISW-AF-1200-LED-E1-RW-7027

**CANDELA DISTRIBUTION (continued):**

	52.5°	55°	57.5°	60°	62.5°	65°	67.5°	70°	72.5°	75°	77.5°
112.5°	0.0	0.0	0.0	0.0	0.0	0.0	0.0	0.0	0.0	0.0	0.0
115°	0.0	0.0	0.0	0.0	0.0	0.0	0.0	0.0	0.0	0.0	0.0
117.5°	0.0	0.0	0.0	0.0	0.0	0.0	0.0	0.0	0.0	0.0	0.0
120°	0.0	0.0	0.0	0.0	0.0	0.0	0.0	0.0	0.0	0.0	0.0
122.5°	0.0	0.0	0.0	0.0	0.0	0.0	0.0	0.0	0.0	0.0	0.0
125°	0.0	0.0	0.0	0.0	0.0	0.0	0.0	0.0	0.0	0.0	0.0
127.5°	0.0	0.0	0.0	0.0	0.0	0.0	0.0	0.0	0.0	0.0	0.0
130°	0.0	0.0	0.0	0.0	0.0	0.0	0.0	0.0	0.0	0.0	0.0
132.5°	0.0	0.0	0.0	0.0	0.0	0.0	0.0	0.0	0.0	0.0	0.0
135°	0.0	0.0	0.0	0.0	0.0	0.0	0.0	0.0	0.0	0.0	0.0
137.5°	0.0	0.0	0.0	0.0	0.0	0.0	0.0	0.0	0.0	0.0	0.0
140°	0.0	0.0	0.0	0.0	0.0	0.0	0.0	0.0	0.0	0.0	0.0
142.5°	0.0	0.0	0.0	0.0	0.0	0.0	0.0	0.0	0.0	0.0	0.0
145°	0.0	0.0	0.0	0.0	0.0	0.0	0.0	0.0	0.0	0.0	0.0
147.5°	0.0	0.0	0.0	0.0	0.0	0.0	0.0	0.0	0.0	0.0	0.0
150°	0.0	0.0	0.0	0.0	0.0	0.0	0.0	0.0	0.0	0.0	0.0
152.5°	0.0	0.0	0.0	0.0	0.0	0.0	0.0	0.0	0.0	0.0	0.0
155°	0.0	0.0	0.0	0.0	0.0	0.0	0.0	0.0	0.0	0.0	0.0
157.5°	0.0	0.0	0.0	0.0	0.0	0.0	0.0	0.0	0.0	0.0	0.0
160°	0.0	0.0	0.0	0.0	0.0	0.0	0.0	0.0	0.0	0.0	0.0
162.5°	0.0	0.0	0.0	0.0	0.0	0.0	0.0	0.0	0.0	0.0	0.0
165°	0.0	0.0	0.0	0.0	0.0	0.0	0.0	0.0	0.0	0.0	0.0
167.5°	0.0	0.0	0.0	0.0	0.0	0.0	0.0	0.0	0.0	0.0	0.0
170°	0.0	0.0	0.0	0.0	0.0	0.0	0.0	0.0	0.0	0.0	0.0
172.5°	0.0	0.0	0.0	0.0	0.0	0.0	0.0	0.0	0.0	0.0	0.0
175°	0.0	0.0	0.0	0.0	0.0	0.0	0.0	0.0	0.0	0.0	0.0
177.5°	0.0	0.0	0.0	0.0	0.0	0.0	0.0	0.0	0.0	0.0	0.0
180°	0.0	0.0	0.0	0.0	0.0	0.0	0.0	0.0	0.0	0.0	0.0



REPORT NUMBER: P271801

CATALOG NUMBER: ISW-AF-1200-LED-E1-RW-7027

**CANDELA DISTRIBUTION (continued):**

	80°	82.5°	85°	87.5°	90°
0°	678.5	678.5	678.5	678.5	678.5
2.5°	678.5	676.7	680.2	675.0	679.4
5°	690.7	682.8	692.3	682.8	691.4
7.5°	707.1	694.1	708.0	694.1	708.0
10°	722.8	701.0	723.7	702.8	724.6
12.5°	746.2	720.2	749.6	721.0	749.6
15°	772.4	742.8	775.8	743.7	777.6
17.5°	793.1	764.5	796.5	764.5	797.4
20°	810.5	787.9	814.9	787.9	817.5
22.5°	830.6	814.0	835.7	814.0	840.9
25°	856.5	845.2	862.6	847.0	866.1
27.5°	887.0	879.1	893.1	881.8	896.5
30°	922.6	920.0	926.9	921.8	930.4
32.5°	962.5	968.6	968.6	968.6	972.1
35°	1020.7	1026.0	1026.0	1027.8	1028.6
37.5°	1076.3	1085.1	1084.2	1086.8	1086.8
40°	1134.5	1145.9	1145.9	1145.9	1147.6
42.5°	1198.8	1210.9	1212.7	1207.5	1210.9
45°	1270.9	1275.2	1279.6	1277.0	1283.0
47.5°	1348.3	1352.6	1356.1	1352.6	1362.1
50°	1439.4	1438.5	1448.2	1438.5	1452.5
52.5°	1535.0	1542.7	1548.9	1539.3	1548.9
55°	1642.7	1640.1	1660.1	1647.1	1660.1
57.5°	1760.9	1760.9	1780.9	1768.8	1783.5
60°	1900.7	1889.5	1917.3	1897.3	1917.3
62.5°	2042.4	2022.4	2053.6	2036.3	2062.3
65°	2205.7	2177.0	2206.6	2184.0	2207.5
67.5°	2370.8	2337.7	2347.3	2336.0	2349.0
70°	2582.6	2578.3	2567.1	2600.1	2571.4
72.5°	2358.6	2409.0	2368.1	2447.2	2393.4
75°	1449.1	1542.0	1593.2	1674.0	1661.0
77.5°	343.2	305.0	336.1	301.4	339.6
80°	126.8	115.5	120.7	105.1	117.3
82.5°	86.9	75.5	72.9	58.2	62.5
85°	55.5	45.2	41.7	34.8	38.2
87.5°	33.0	25.2	23.4	20.0	20.8
90°	9.5	3.4	7.0	1.8	6.1
92.5°	0.0	0.0	0.0	0.0	0.0
95°	0.0	0.0	0.0	0.0	0.0
97.5°	0.0	0.0	0.0	0.0	0.0
100°	0.0	0.0	0.0	0.0	0.0
102.5°	0.0	0.0	0.0	0.0	0.0
105°	0.0	0.0	0.0	0.0	0.0
107.5°	0.0	0.0	0.0	0.0	0.0
110°	0.0	0.0	0.0	0.0	0.0



REPORT NUMBER: P271801

CATALOG NUMBER: ISW-AF-1200-LED-E1-RW-7027

**CANDELA DISTRIBUTION (continued):**

	80°	82.5°	85°	87.5°	90°
112.5°	0.0	0.0	0.0	0.0	0.0
115°	0.0	0.0	0.0	0.0	0.0
117.5°	0.0	0.0	0.0	0.0	0.0
120°	0.0	0.0	0.0	0.0	0.0
122.5°	0.0	0.0	0.0	0.0	0.0
125°	0.0	0.0	0.0	0.0	0.0
127.5°	0.0	0.0	0.0	0.0	0.0
130°	0.0	0.0	0.0	0.0	0.0
132.5°	0.0	0.0	0.0	0.0	0.0
135°	0.0	0.0	0.0	0.0	0.0
137.5°	0.0	0.0	0.0	0.0	0.0
140°	0.0	0.0	0.0	0.0	0.0
142.5°	0.0	0.0	0.0	0.0	0.0
145°	0.0	0.0	0.0	0.0	0.0
147.5°	0.0	0.0	0.0	0.0	0.0
150°	0.0	0.0	0.0	0.0	0.0
152.5°	0.0	0.0	0.0	0.0	0.0
155°	0.0	0.0	0.0	0.0	0.0
157.5°	0.0	0.0	0.0	0.0	0.0
160°	0.0	0.0	0.0	0.0	0.0
162.5°	0.0	0.0	0.0	0.0	0.0
165°	0.0	0.0	0.0	0.0	0.0
167.5°	0.0	0.0	0.0	0.0	0.0
170°	0.0	0.0	0.0	0.0	0.0
172.5°	0.0	0.0	0.0	0.0	0.0
175°	0.0	0.0	0.0	0.0	0.0
177.5°	0.0	0.0	0.0	0.0	0.0
180°	0.0	0.0	0.0	0.0	0.0

(END OF REPORT)